

2008 National City/KHSAA Boys' Sweet 16 - Game Box Score

Hazard Bulldogs vs. Shelby County Rockets

Date: 03/21/2008 Time: 6:30 pm Site: Rupp Arena-Lexington, KY Attendance: N

Visitors: Shelby County Rockets

##	Name	P	FG	3 Pt	FT	PTS	ORB	DRB	TR	PF	AST	TO	BS	ST	MIN
4	* Alex Matthews		2/7	0/1	2/2	6	2	3	5	2	2	3	0	1	29:37
10	Norris Beckley, Jr.		1/4	0/1	0/0	2	1	0	1	2	2	1	0	0	13:02
12	Matthew Page		0/0	0/0	0/0	0	0	0	0	0	0	0	0	0	DNP
15	* Tim Sanford		5/10	1/3	0/0	11	1	1	2	2	2	0	0	2	28:03
22	* Cache Tomlinson		4/7	0/1	4/4	12	0	0	0	1	1	3	0	2	18:58
24	Nathan Bohannon		0/0	0/0	0/0	0	0	0	0	0	0	0	0	0	DNP
30	* Coty Minnis		2/6	0/0	6/10	10	4	3	7	0	2	0	3	1	28:26
32	Donovan Johnson		1/5	0/1	0/0	2	0	0	0	2	0	1	1	0	13:31
33	Eric Standafer		0/0	0/0	0/0	0	0	0	0	0	0	0	0	0	DNP
34	Matthew Purdom		0/0	0/0	0/0	0	0	0	0	0	0	0	0	0	DNP
40	* Alex Shehan		0/1	0/0	0/0	0	1	0	1	0	0	1	0	0	10:08
42	Tremont Rucker		0/0	0/0	0/0	0	0	0	0	0	0	0	0	0	DNP
55	Nigel Beach		3/3	0/0	4/6	10	2	5	7	2	0	0	1	0	18:15
31	Branden Cresap		0/0	0/0	0/0	0	0	0	0	0	0	0	0	0	DNP
	Team						4	3	7						
	Totals		18/43	1/7	16/22	53	15	15	30	11	9	9	5	6	160
	Total FG		1st Half	8/21	38.1%	2nd Half	10/22	45.5%	Game	18/43	41.9%				
	3 PT FG		1st Half	0/4	0.00%	2nd Half	1/3	33.3%	Game	1/7	14.3%				
	Free Throws		1st Half	4/6	66.7%	2nd Half	12/16	75.0%	Game	16/22	72.7%				

Home: Hazard Bulldogs

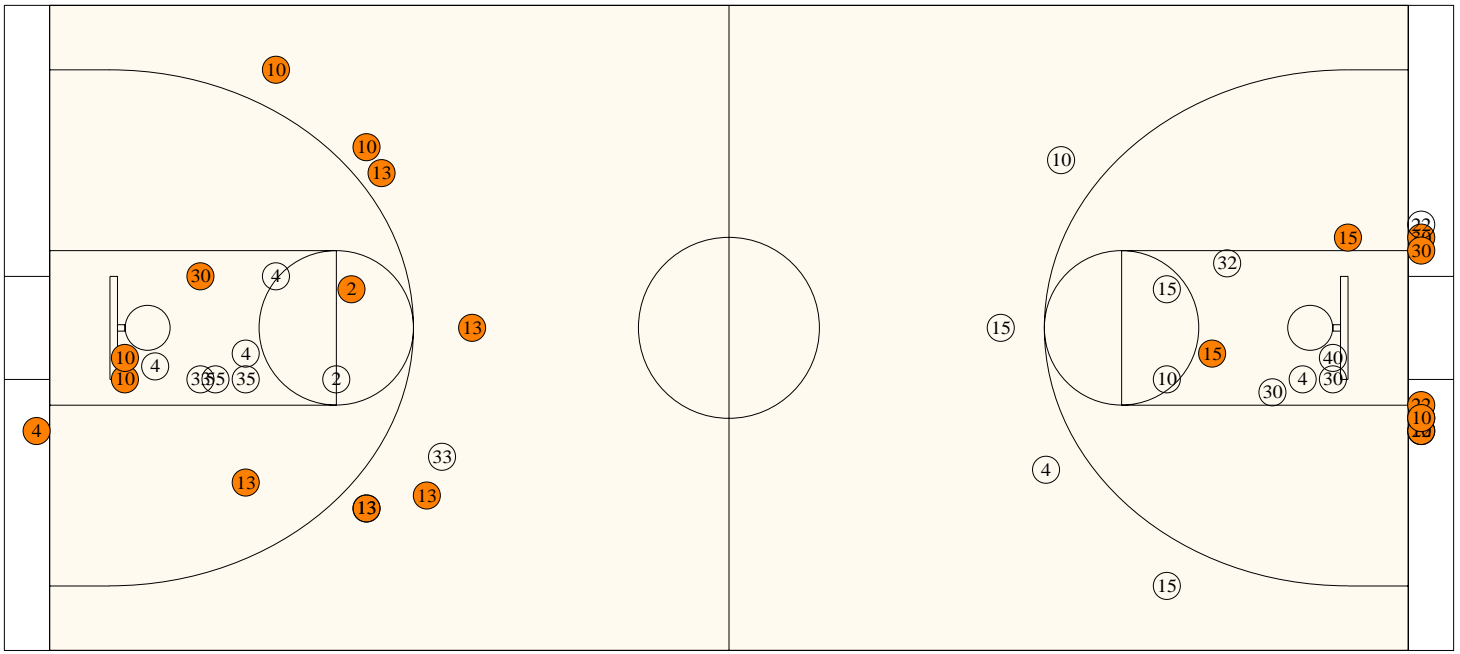
##	Name	P	FG	3 Pt	FT	PTS	ORB	DRB	TR	PF	AST	TO	BS	ST	MIN
1	Jonathan Combs		0/0	0/0	0/0	0	0	0	0	0	0	0	0	0	DNP
2	Josh Combs		1/2	0/0	0/0	2	0	0	0	1	0	1	0	0	2:08
3	Josh Kidd		0/5	0/0	0/0	0	1	0	1	0	0	0	0	0	10:46
4	* Michael Campbell		3/7	0/0	0/0	6	2	2	4	2	0	0	1	0	27:40
10	* Cory Martin		5/7	3/4	0/0	13	3	4	7	3	0	2	0	1	24:47
13	* Josh Whitaker		7/12	6/10	1/2	21	0	1	1	2	5	4	0	1	32:00
14	Dylan Baker		0/0	0/0	0/0	0	0	0	0	0	0	0	0	0	DNP
21	Clint Clemons		0/0	0/0	0/0	0	0	0	0	0	0	0	0	0	DNP
22	Jamie Noble		0/0	0/0	0/0	0	0	0	0	0	0	0	0	0	DNP
30	* Robert Warren		1/2	0/0	0/2	2	2	3	5	1	0	1	1	1	26:48
33	Randy Lewis		0/4	0/2	0/0	0	0	0	0	2	0	1	0	0	7:53
35	* Justin Jones		2/7	0/0	2/4	6	6	1	7	4	2	2	1	0	26:22
55	Allan Fugate		0/1	0/0	0/0	0	0	0	0	1	0	1	0	0	1:36
15	John Collett		0/0	0/0	0/0	0	0	0	0	0	0	0	0	0	DNP
12	Todd Whtison		0/0	0/0	0/0	0	0	0	0	0	0	0	0	0	DNP
	Team						2	1	3			2			
	Totals		19/47	9/16	3/8	50	16	12	28	16	7	14	3	3	160
	Total FG		1st Half	12/21	57.1%	2nd Half	7/26	26.9%	Game	19/47	40.4%				
	3 PT FG		1st Half	6/8	75.0%	2nd Half	3/8	37.5%	Game	9/16	56.3%				
	Free Throws		1st Half	0/2	0.00%	2nd Half	3/6	50.0%	Game	3/8	37.5%				

	SHEL	HAZ		SHEL	HAZ		SHEL	HAZ
Free Throw Pts	16	3	3Pt Points	3	27	Pts/Possession	1.10	1.02
Pts off Turnovers	16	13	2nd Chance Points	15	11	Pts off Bench	14	2
Total Rebounds	30	28	Team Rebounds	7	3	Dead Ball Reb	4	2
Off Rebound %	55.6	51.6	Def Rebound %	48.4	44.4	Total Rebound %	51.7	48.3
3Pt Efficiency	-17.2	+34.7	Def. Stops	29	21	Pts/Shot	0.98	0.98
Technical Fouls	SHEL	None						
	HAZ	None						
Officials	Thad Padon, Roger Cross, Scott Bottoms							

	Qtr 1	Qtr 2	Qtr 3	Qtr 4	OT 1	OT 2	OT 3	OT 4	Total
Shelby County Rockets	13	7	18	15	0	0	0	0	53
Hazard Bulldogs	15	15	5	15	0	0	0	0	50

Largest Lead HAZ 30 SHEL 18 (12 pts) **Lead Changes** 1 **Number of Ties** 2
Comments: None

FIRST HALF



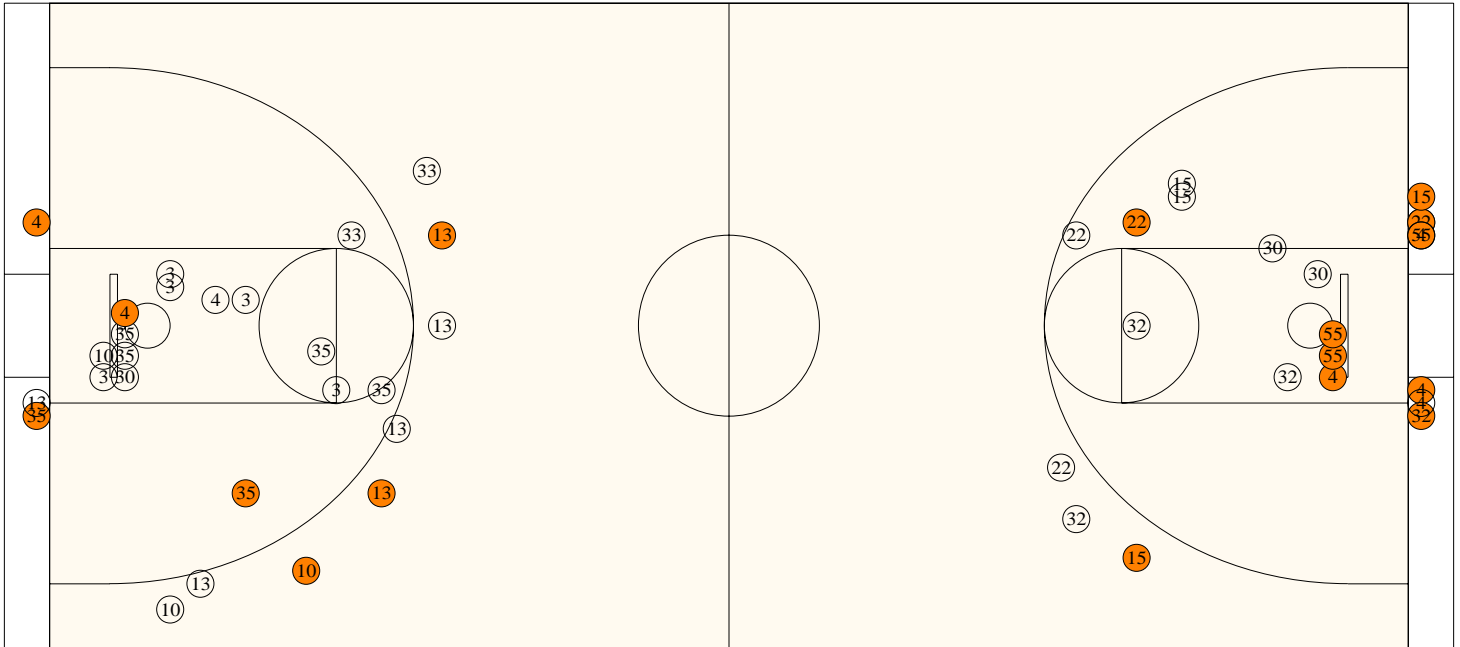
Hazard

Shooting	Pts	Pts
2FG 6/13 (46.2%)	12	Pts/Shot 1.36
3FG 6/8 (75.0%)	18	2nd Eff Pts 4
TFG 12/21 (57.1%)		Pts off TO's 3
FT 0/2 (0.00%)	0	3Pt Eff +44.2
Scoring Distribution: 2FG 40.0% 3FG 60.0% FT 0.0%		

Shelby County

Shooting	Pts	Pts
2FG 8/17 (47.1%)	16	Pts/Shot 0.83
3FG 0/4 (0.00%)	0	2nd Eff Pts 3
TFG 8/21 (38.1%)		Pts off TO's 8
FT 4/6 (66.7%)	4	3Pt Eff -31.4
Scoring Distribution: 2FG 80.0% 3FG 0.0% FT 20.0%		

SECOND HALF

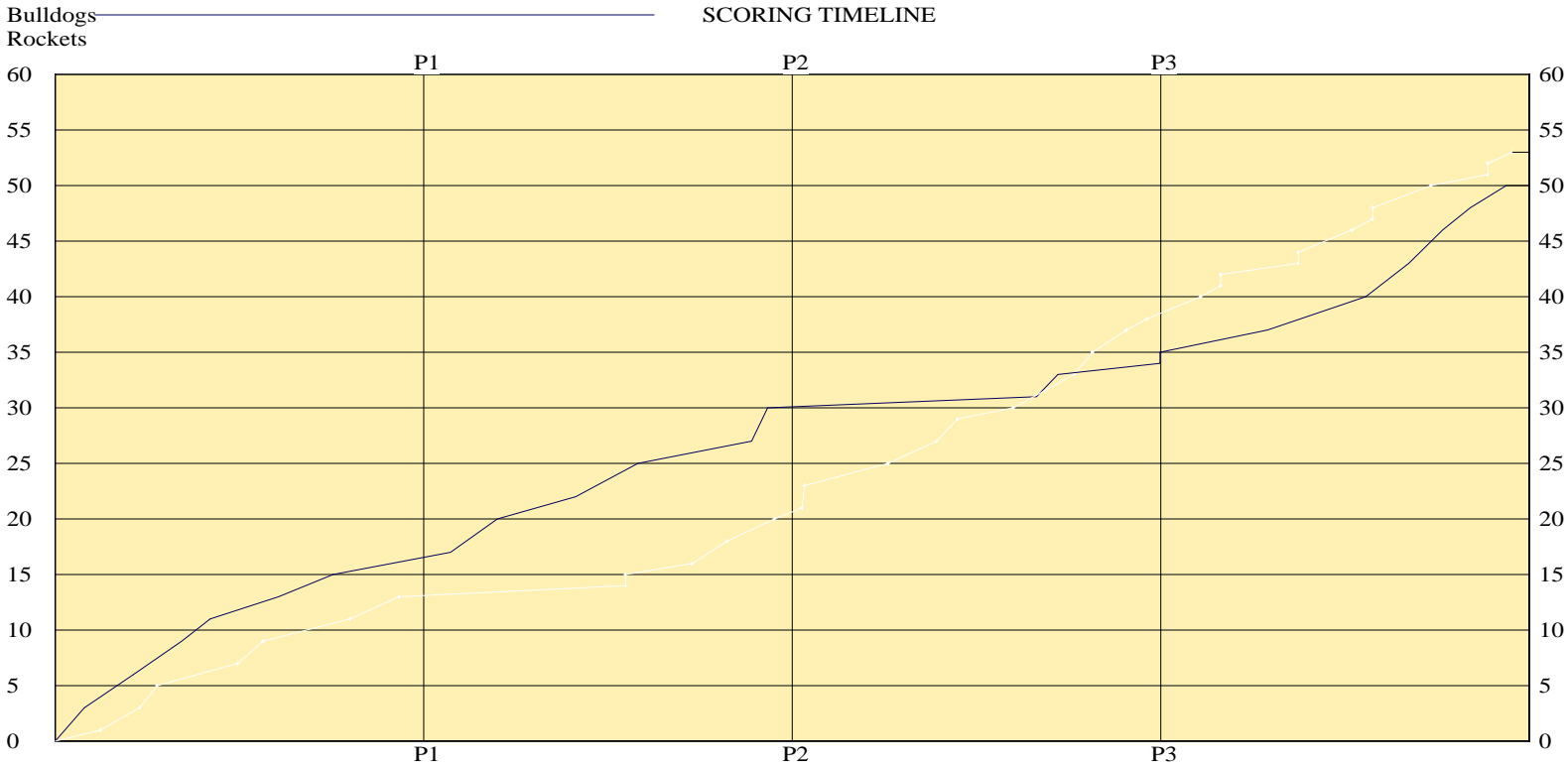
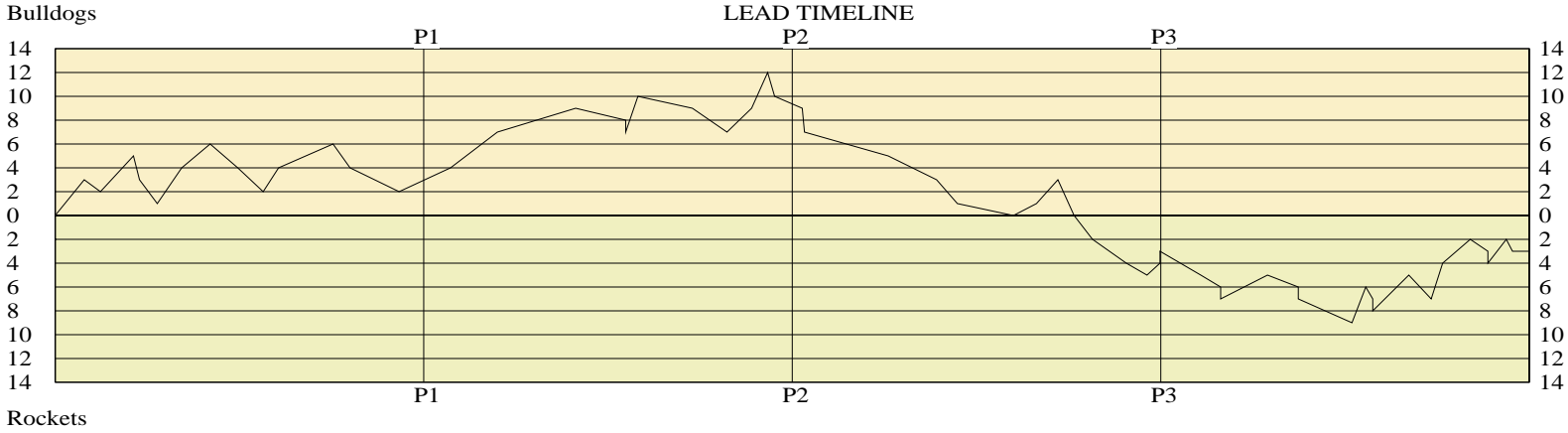


Hazard

2FG 4/18 (22.2%)	8ts	Pts/Shot 0.69
3FG 3/8 (37.5%)	9	2nd Eff Pts 7
TFG 7/26 (26.9%)		Pts off TO's 10
FT 3/6 (50.0%)	3	3Pt Eff +22.7
Scoring Distribution: 2FG 40.0% 3FG 45.0% FT 15.0%		

Shelby County

2FG 9/19 (47.4%)	18s	Pts/Shot 1.10
3FG 1/3 (33.3%)	3	2nd Eff Pts 12
TFG 10/22 (45.5%)		Pts off TO's 8
FT 12/16 (75.0%)	12	3Pt Eff +1.8
Scoring Distribution: 2FG 54.5% 3FG 9.1% FT 36.4%		



Largest Lead HAZ 30 SHELB 18 (12 pts) Lead Changes 1 Number of Ties 2

2008 National City/KHSAA Boys' Sweet 16 - Play by Play Report - Scoring Only (pg 1)
Hazard Bulldogs vs. Shelby County Rockets
Date: 03/21/2008 Time: 6:30 pm Site: Rupp Arena-Lexington, KY Attendance: N

Name	Action	Action	Score	Clock	Diff	Name	Action	Action
J Whitaker	3Pt Made		3-0	1 7:22	+3 (L1)			
R Warren	Personal Foul		3-1	1 7:01	+2	C Minnis	FT Made	
C Martin	3Pt Made	J Whitaker Assist	6-1	1 6:18	+5			
			6-3	1 6:10	+3	T Sanford	Layup Made	C Tomlinson Assist
			6-5	1 5:47	+1	C Minnis	Layup Made	
J Whitaker	3Pt Made		9-5	1 5:15	+4			
M Campbell	Layup Made	J Whitaker Assist	11-5	1 4:38	+6			
			11-7	1 4:02	+4	C Tomlinson	Layup Made	T Sanford Assist
			11-9	1 3:29	+2	C Tomlinson	Layup Made	
R Warren	FG Made	J Jones Assist	13-9	1 3:09	+4			
J Whitaker	FG Made		15-9	1 1:58	+6			
			15-11	1 1:36	+4	T Sanford	FG Made	A Matthews Assist
			15-13	1 0:32	+2	C Minnis	Layup Made	N B Jr. Assist

End of Period Summary Bulldogs 15 Rockets 13

Largest Lead: Bulldogs 11 Rockets 5 (6 pts)	Lead Changes: 1 Ties: 0
Lead in Period: Bulldogs 11 Rockets 5 (6 pts)	Lead Changes: 0 Ties: 0 (this period)
4 for 4 oppo pts	2 for 0 oppo pts
1 for 0 pts	1 for 0 pts
6/9 for 66.7 %	6/12 for 50.0 %
0/2 for 0.00 %	1/2 for 50.0 %

C Martin	Putback Made		17-13	2 7:25	+4			
J Whitaker	3Pt Made		20-13	2 6:24	+7			
C Martin	Putback Made		22-13	2 4:42	+9			
A Fugate	Personal Foul		22-14	2 3:37	+8	C Minnis	FT Made	
			22-15	2 3:37	+7	C Minnis	FT Made	
C Martin	3Pt Made	J Jones Assist	25-15	2 3:21	+10			
			25-16	2 2:10	+9	C Minnis	FT Made	
			25-18	2 1:25	+7	T Sanford	FG Made	N B Jr. Assist
J Combs	FG Made		27-18	2 0:53	+9			
J Whitaker	3Pt Made		30-18	2 0:32	+12			
			30-20	2 0:23	+10	N B Jr.	Layup Made	

End of Period Summary Bulldogs 30 Rockets 20

Largest Lead: Bulldogs 30 Rockets 18 (12 pts)	Lead Changes: 1 Ties: 0
Lead in Period: Bulldogs 30 Rockets 18 (12 pts)	Lead Changes: 0 Ties: 0 (this period)
2 for 4 oppo pts	3 for 3 oppo pts
3 for 4 pts	4 for 3 pts
6/12 for 50.0 %	2/9 for 22.2 %
0/0 for 0.00 %	3/4 for 75.0 %

J Jones	Personal Foul		30-21	3 7:47	+9	C Minnis	FT Made	
			30-23	3 7:44	+7	A Matthews	Putback Made	
			30-25	3 5:55	+5	A Matthews	Layup Made	C Minnis Assist
			30-27	3 4:52	+3	N Beach	Putback Made	
			30-29	3 4:25	+1	C Tomlinson	Layup Made	
			30-30	3 3:12 (T1)		N Beach	FT Made	
J Whitaker	FT Made		31-30	3 2:42	+1			
J Jones	Layup Made	J Whitaker Assist	33-30	3 2:14	+3			
			33-33	3 1:53 (T2)		T Sanford	3Pt Made	A Matthews Assist

2008 National City/KHSAA Boys' Sweet 16 - Play by Play Report - Scoring Only (pg 2)
Hazard Bulldogs vs. Shelby County Rockets
Date: 03/21/2008 Time: 6:30 pm Site: Rupp Arena-Lexington, KY Attendance: N

Name	Action	Action	Score	Clock	Diff	Name	Action	Action
			33-35	3	1:29 -2 (L2)	N Beach	Layup Made	
			33-37	3	0:45 -4	D Johnson	Layup Made	T Sanford Assist
			33-38	3	0:18 -5	C Minnis	FT Made	
J Jones	FT Made		34-38	3	0:01 -4			
J Jones	FT Made		35-38	3	0:01 -3			

End of Period Summary Bulldogs 35 Rockets 38

Largest Lead: Bulldogs 30 Rockets 18 (12 pts)	Lead Changes: 2 Ties: 2
Lead in Period: Bulldogs 30 Rockets 20 (10 pts)	Lead Changes: 1 Ties: 2 (this period)
4 for 4 oppo pts	1 for 2 oppo pts
6 for 3 pts	7 for 10 pts
1/11 for 9.09 %	7/15 for 46.7 %
3/6 for 50.0 %	3/6 for 50.0 %

Name	Action	Action	Score	Clock	Diff	Name	Action	Action
			35-40	4	7:08 -5	C Tomlinson	FG Made	
R Lewis	Personal Foul		35-41	4	6:42 -6	N Beach	FT Made	
			35-42	4	6:42 -7	N Beach	FT Made	
M Campbell	Putback Made		37-42	4	5:41 -5			
J Jones	Personal Foul		37-43	4	5:01 -6	C Tomlinson	FT Made	
			37-44	4	5:01 -7	C Tomlinson	FT Made	
			37-46	4	3:51 -9	N Beach	Putback Made	
J Whitaker	3Pt Made		40-46	4	3:33 -6			
			40-47	4	3:24 -7	C Tomlinson	FT Made	
			40-48	4	3:24 -8	C Tomlinson	FT Made	
C Martin	3Pt Made	J Whitaker Assist	43-48	4	2:37 -5			
			43-50	4	2:08 -7	T Sanford	Layup Made	C Minnis Assist
J Whitaker	3Pt Made		46-50	4	1:53 -4			
M Campbell	Layup Made		48-50	4	1:17 -2			
			48-51	4	0:54 -3	A Matthews	FT Made	
			48-52	4	0:54 -4	A Matthews	FT Made	
J Jones	FG Made	J Whitaker Assist	50-52	4	0:30 -2			
			50-53	4	0:22 -3	N Beach	FT Made	

End of Period Summary Bulldogs 50 Rockets 53

Largest Lead: Bulldogs 30 Rockets 18 (12 pts)	Lead Changes: 2 Ties: 2
Lead in Period: Bulldogs 37 Rockets 46 (9 pts)	Lead Changes: 0 Ties: 0 (this period)
4 for 4 oppo pts	3 for 8 oppo pts
6 for 4 pts	3 for 2 pts
6/15 for 40.0 %	3/7 for 42.9 %
0/0 for 0.00 %	9/10 for 90.0 %

OFFICIAL BASKETBALL BOX SCORE
Shelby County Rockets vs Hazard Bulldogs

03/21/2008 6:30 pm
Final Box Score

Rupp Arena
Lexington, KY

No.	Shelby County Rockets	Total FG		3-point		Free throw		Rebounds			F	TP	A	TO	BLK	STL	MIN
		FG	FGA	FG	FGA	FT	FTA	Off	Def	Tot							
4	Alex Matthews	2	7	0	1	2	2	2	3	5	2	6	2	3	0	1	29:37
10	Norris Beckley, Jr.	1	4	0	1	0	0	1	0	1	2	2	2	1	0	0	13:02
12	Matthew Page	0	0	0	0	0	0	0	0	0	0	0	0	0	0	0	DNP
15	Tim Sanford	5	10	1	3	0	0	1	1	2	2	11	2	0	0	2	28:03
22	Cache Tomlinson	4	7	0	1	4	4	0	0	0	1	12	1	3	0	2	18:58
30	Coty Minnis	2	6	0	0	6	10	4	3	7	0	10	2	0	3	1	28:26
55	Nigel Beach	3	3	0	0	4	6	2	5	7	2	10	0	0	1	0	18:15
32	Donovan Johnson	1	5	0	1	0	0	0	0	0	2	2	0	1	1	0	13:31
40	Alex Shehan	0	1	0	0	0	0	1	0	1	0	0	0	1	0	0	10:08
24	Nathan Bohannon	0	0	0	0	0	0	0	0	0	0	0	0	0	0	0	DNP
33	Eric Standafer	0	0	0	0	0	0	0	0	0	0	0	0	0	0	0	DNP
34	Matthew Purdom	0	0	0	0	0	0	0	0	0	0	0	0	0	0	0	DNP
42	Tremont Rucker	0	0	0	0	0	0	0	0	0	0	0	0	0	0	0	DNP
31	Branden Cresap	0	0	0	0	0	0	0	0	0	0	0	0	0	0	0	DNP
Team (Included in Totals)								4	3	7							
Totals		18	43	1	7	16	22	15	15	30	11	53	9	9	5	6	160
Total FG%:1st half 8 - 21 (38.1%) 2nd half 10 - 22 (45.5%) Game 18 - 43 (41.9%)													Deadball				
3Pt FG%: 1st half 0 - 4 (0.00%) 2nd half 1 - 3 (33.3%) Game 1 - 7 (14.3%)													rebounds				
FT%: 1st half 4 - 6 (66.7%) 2nd half 12 - 16 (75.0%) Game 16 - 22 (72.7%)													4				

No.	Hazard Bulldogs	Total FG		3-point		Free throw		Rebounds			F	TP	A	TO	BLK	STL	MIN
		FG	FGA	FG	FGA	FT	FTA	Off	Def	Tot							
1	Jonathan Combs	0	0	0	0	0	0	0	0	0	0	0	0	0	0	0	DNP
2	Josh Combs	1	2	0	0	0	0	0	0	0	1	2	0	1	0	0	2:08
3	Josh Kidd	0	5	0	0	0	0	1	0	1	0	0	0	0	0	0	10:46
4	Michael Campbell	3	7	0	0	0	0	2	2	4	2	6	0	0	1	0	27:40
10	Cory Martin	5	7	3	4	0	0	3	4	7	3	13	0	2	0	1	24:47
13	Josh Whitaker	7	12	6	10	1	2	0	1	1	2	21	5	4	0	1	32:00
30	Robert Warren	1	2	0	0	0	2	2	3	5	1	2	0	1	1	1	26:48
35	Justin Jones	2	7	0	0	2	4	6	1	7	4	6	2	2	1	0	26:22
33	Randy Lewis	0	4	0	2	0	0	0	0	0	2	0	0	1	0	0	7:53
55	Allan Fugate	0	1	0	0	0	0	0	0	0	1	0	0	1	0	0	1:36
14	Dylan Baker	0	0	0	0	0	0	0	0	0	0	0	0	0	0	0	DNP
21	Clint Clemons	0	0	0	0	0	0	0	0	0	0	0	0	0	0	0	DNP
22	Jamie Noble	0	0	0	0	0	0	0	0	0	0	0	0	0	0	0	DNP
15	John Collett	0	0	0	0	0	0	0	0	0	0	0	0	0	0	0	DNP
12	Todd Whtison	0	0	0	0	0	0	0	0	0	0	0	0	0	0	0	DNP
Team (Included in Totals)								2	1	3							
Totals		19	47	9	16	3	8	16	12	28	16	50	7	14	3	3	160
Total FG%:1st half 12 - 21 (57.1%) 2nd half 7 - 26 (26.9%) Game 19 - 47 (40.4%)													Deadball				
3Pt FG%: 1st half 6 - 8 (75.0%) 2nd half 3 - 8 (37.5%) Game 9 - 16 (56.3%)													rebounds				
FT%: 1st half 0 - 2 (0.00%) 2nd half 3 - 6 (50.0%) Game 3 - 8 (37.5%)													2				

Technical Fouls: None

Attendance: N

Officials: Thad Padon, Roger Cross, Scott Bottoms

Score by Period	1st	2nd	3rd	4th	Final	Record	Overall	Conf
Shelby County Rockets	13	7	18	15	53	Rockets		
Hazard Bulldogs	15	15	5	15	50	Bulldogs		

Bulldogs Rockets	Bulldogs Rockets	Bulldogs Rockets
Points off Turnovers 13 16	Second Effort Points 11 15	Bench Points 2 14
Points in the Paint 12 28	3 Point Points 27 3	Free Throw Points 3 16
3pt Efficiency +34.7 -17.2	Points/Shot 0.98 0.98	Defensive Stops 21 29
Largest Lead 30 18 (12 pts)	Lead Changes 1	Number of Ties 2

Game comments: None